



District Report Card: 2017


State: Andhra Pradesh	District: Kurnool
Class: 3	Subject: Language
Schools: 61	Students: 1076


Participation/Coverage


Students

<div>GENDER</div> <div></div>	Boys		Girls	
	Number	%	Number	%
	487	45.26	589	54.74

<div>AREA</div> <div></div>	Rural		Urban	
	Number	%	Number	%
	848	78.81	228	21.19

<div>CATEGORY</div> <div></div>	SC		ST		OBC		GEN	
	Number	%	Number	%	Number	%	Number	%
	282	26.21	18	1.67	718	66.73	58	5.39

<div>CWSN</div> <div></div>	LD	VI	HI	S&LD	ID	Oth
	1	1	1	3	0	31

<div>Management</div> <div></div>	Government		Government-aided	
	Number	%	Number	%
	983	91.36	93	8.64

Average Performance of Students in Language (%)

Overall	Gender		Area		Management		Social Group			
	Male	Female	Rural	Urban	Govt.	Aided	SC	ST	OBC	GEN
72.24	71.23	73.08	73.97	65.82	73.33	60.79	74.07	75.56	72.18	63.10

Performance on Learning Outcomes (LOs)

Learning Outcomes	Description	Average Performance(%)
L304	Reads small texts with comprehension i.e., identifies main ideas, details, sequence and draws conclusions	72.01
L312	Reads printed scripts on the classroom walls: poems, posters, charts etc.	72.71

Range of Performance of Students who Answered Correctly							
Below 30%		30% - 50%		50% - 75%		Above 75%	
Number	%	Number	%	Number	%	Number	%
78	7.25	112	10.41	311	28.90	575	53.44

Lowest Performing Learning Outcomes (LOs)

- 1 - Reads small texts with comprehension i.e., identifies main ideas, details, sequence and draws conclusions (72.01)
- 2 - Reads printed scripts on the classroom walls: poems, posters, charts etc. (72.71)